



Sliding Clips

Performing a *slide edit* allows you to move a clip's position in the Timeline between two other clips without creating a gap. The clip's content and duration remain the same; only its position in the Timeline changes. When you slide a clip, the adjacent clips get longer and shorter to fill any gaps that would normally be created.

The combined duration of these three clips does not change, and therefore the sequence's duration remains unchanged as well.

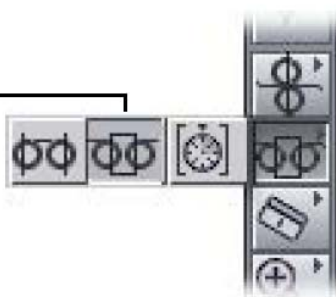
Before edit



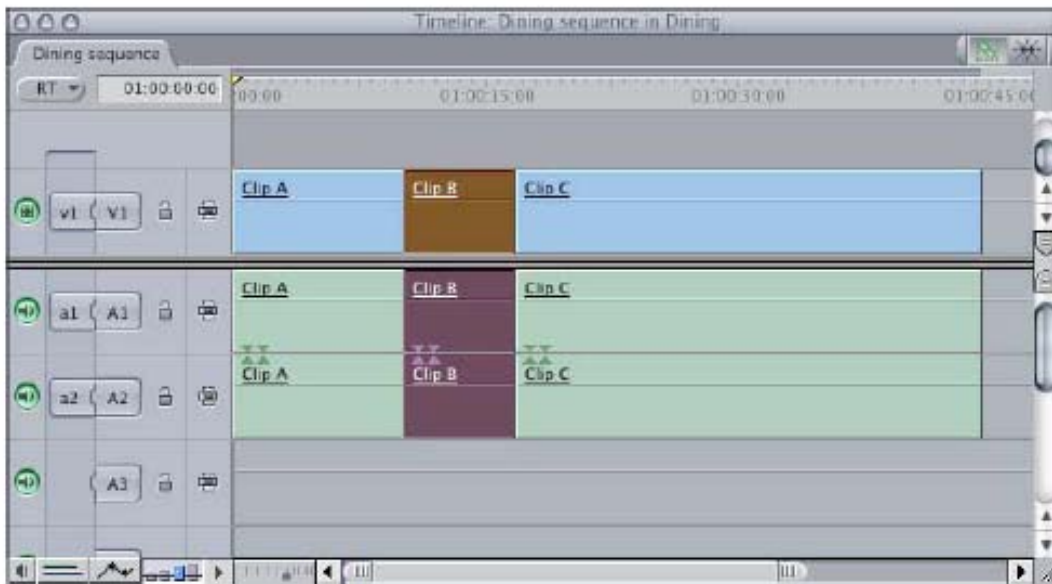
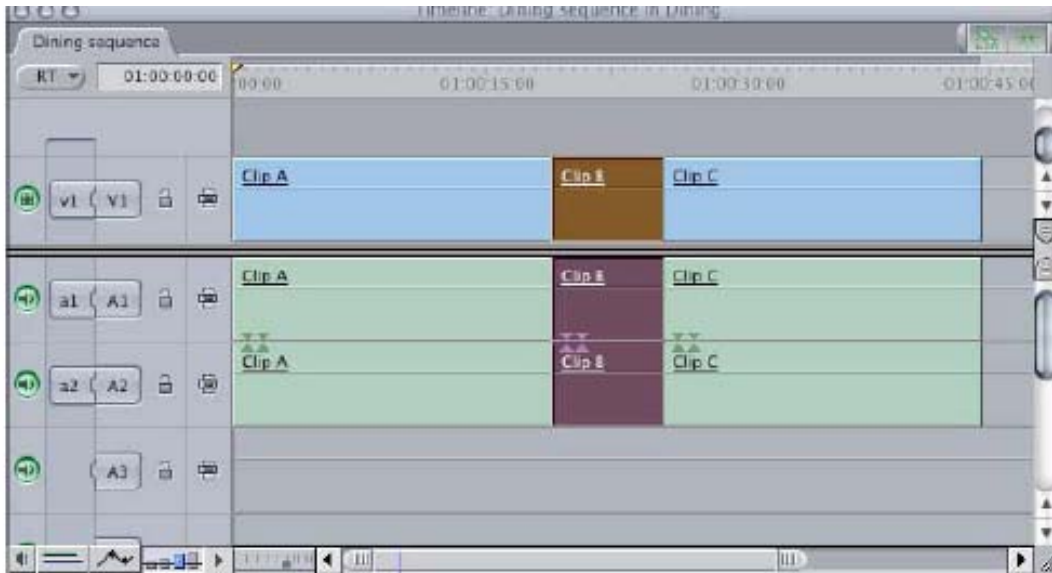
After edit



You slide items using
the Slide tool.



In the example (over), clip B slides to the left. The slide edit changes the Out point of clip A and the In point of Clip C, but the In and Out points of clip B stay the same. The duration of clip B does not change, nor does the overall length of the sequence.



You can also move a clip with the Selection tool, but this method may leave gaps between clips. The Slide tool never creates gaps (with the exception of sliding the first or last clip).